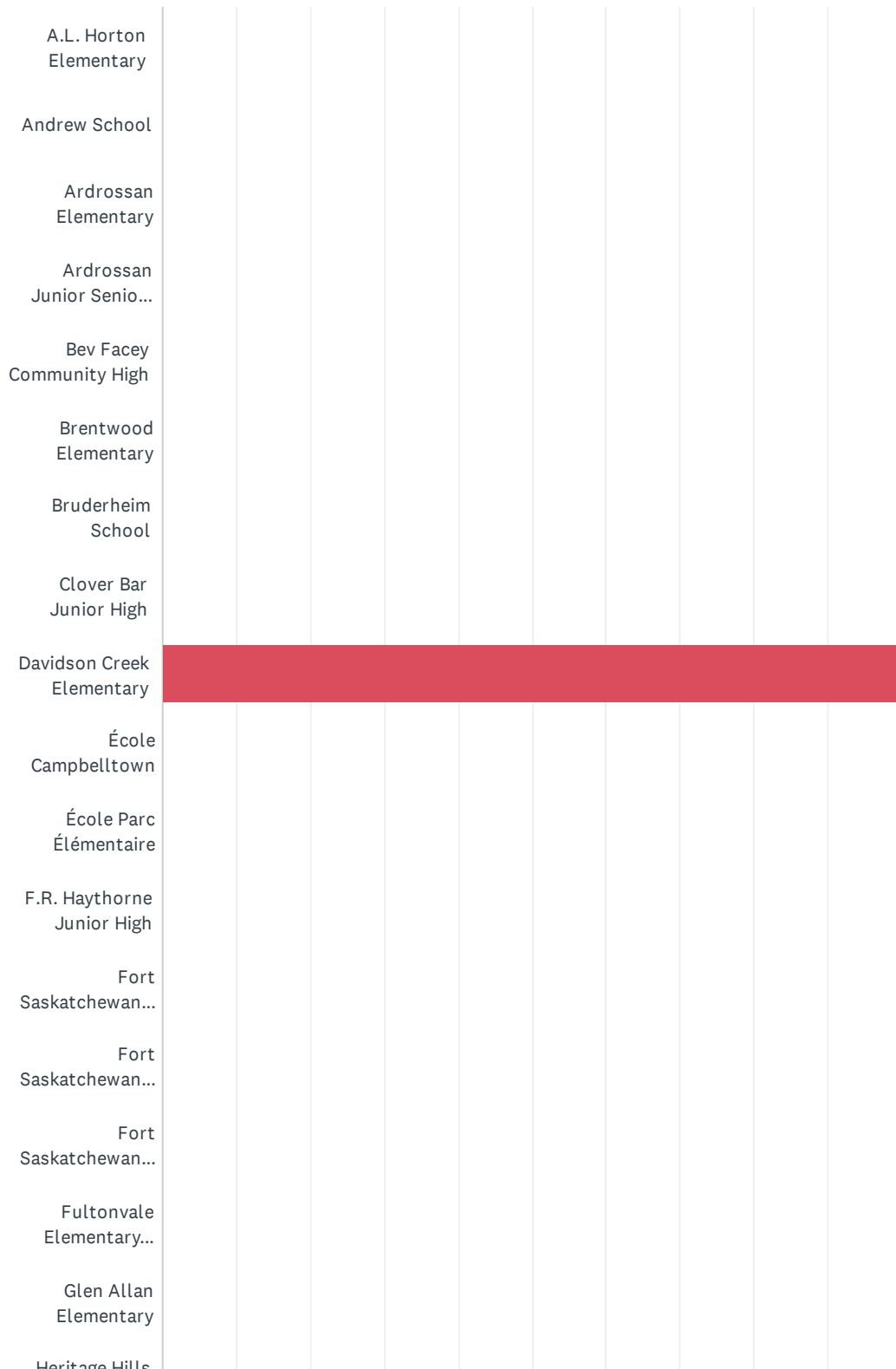


Q1 What school does your child currently attend? If you have more than one child attending an EIPS school or a child who attends classes at more than one school, complete this survey for each one.

Answered: 164 Skipped: 0



2022-23 EIPS Annual Feedback Survey: Parents and Caregivers

Heritage Hills Elementary									
James Mowat Elementary									
Lakeland Ridge									
Lamont Elementary									
Lamont High									
Mills Haven Elementary									
Mundare School									
Next Step/Outreach									
Pine Street Elementary									
Rudolph Hennig Junior High									
Salisbury Composite High									
Sherwood Heights Juni...									
SouthPointe School									
Strathcona Christian...									
Strathcona Christian...									
Uncas Elementary									
Vegreville Composite High									
Wes Hosford Elementary									
Westboro Elementary									
Win Ferguson Elementary									
Woodbridge Farms...									

2022-23 EIPS Annual Feedback Survey: Parents and Caregivers

0% 10% 20% 30% 40% 50% 60% 70% 80% 90% 100%

2022-23 EIPS Annual Feedback Survey: Parents and Caregivers

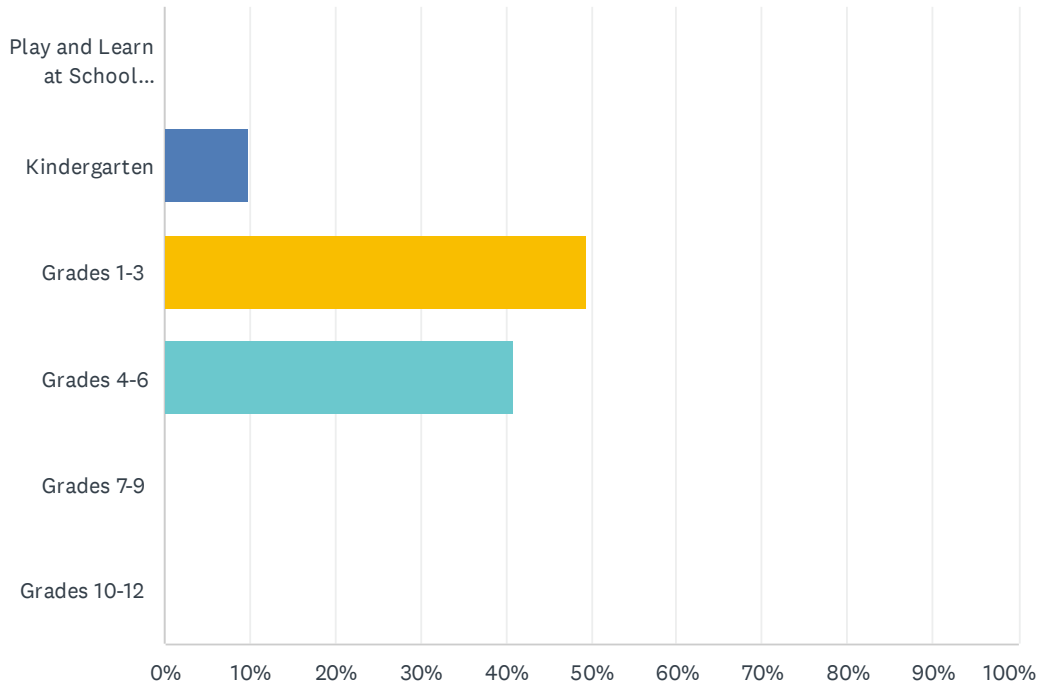
ANSWER CHOICES	RESPONSES	
A.L. Horton Elementary	0.00%	0
Andrew School	0.00%	0
Ardrossan Elementary	0.00%	0
Ardrossan Junior Senior High	0.00%	0
Bev Facey Community High	0.00%	0
Brentwood Elementary	0.00%	0
Bruderheim School	0.00%	0
Clover Bar Junior High	0.00%	0
Davidson Creek Elementary	100.00%	164
École Campbelltown	0.00%	0
École Parc Élémentaire	0.00%	0
F.R. Haythorne Junior High	0.00%	0
Fort Saskatchewan Christian	0.00%	0
Fort Saskatchewan Elementary	0.00%	0
Fort Saskatchewan High	0.00%	0
Fultonvale Elementary Junior High	0.00%	0
Glen Allan Elementary	0.00%	0
Heritage Hills Elementary	0.00%	0
James Mowat Elementary	0.00%	0
Lakeland Ridge	0.00%	0
Lamont Elementary	0.00%	0
Lamont High	0.00%	0
Mills Haven Elementary	0.00%	0
Mundare School	0.00%	0
Next Step/Outreach	0.00%	0
Pine Street Elementary	0.00%	0
Rudolph Hennig Junior High	0.00%	0
Salisbury Composite High	0.00%	0
Sherwood Heights Junior High	0.00%	0
SouthPointe School	0.00%	0
Strathcona Christian Academy Elementary	0.00%	0
Strathcona Christian Academy Secondary	0.00%	0

2022-23 EIPS Annual Feedback Survey: Parents and Caregivers

Uncas Elementary	0.00%	0
Vegreville Composite High	0.00%	0
Wes Hosford Elementary	0.00%	0
Westboro Elementary	0.00%	0
Win Ferguson Elementary	0.00%	0
Woodbridge Farms Elementary	0.00%	0
TOTAL		164

Q2 What grade is your child currently in?

Answered: 164 Skipped: 0



ANSWER CHOICES	RESPONSES	
Play and Learn at School (PALS)	0.00%	0
Kindergarten	9.76%	16
Grades 1-3	49.39%	81
Grades 4-6	40.85%	67
Grades 7-9	0.00%	0
Grades 10-12	0.00%	0
TOTAL		164

Q3 As a result of being in the Play and Learn at School (PALS) program, my child's demonstrating growth in their development.

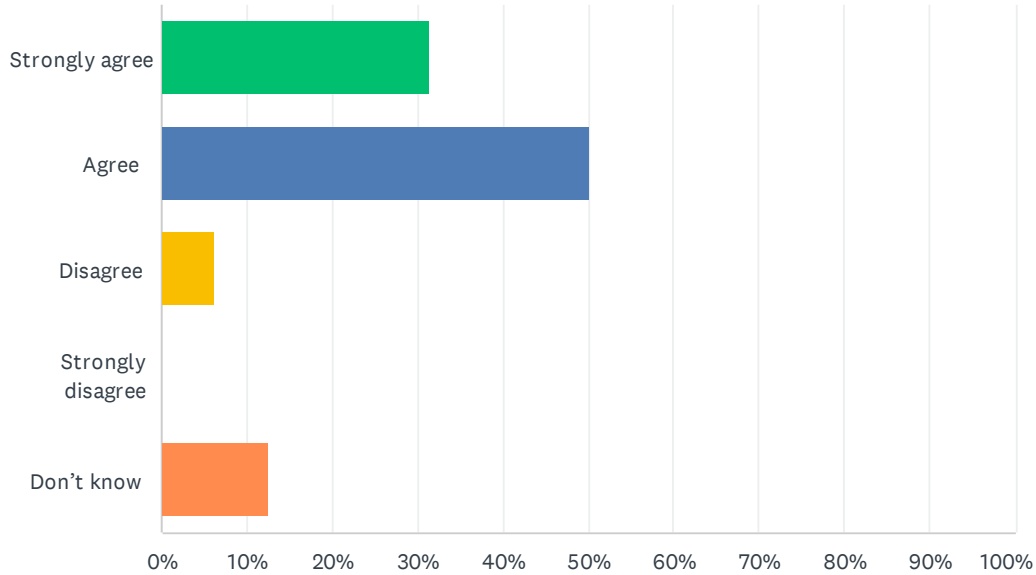
Answered: 0 Skipped: 164

 No matching responses.

ANSWER CHOICES	RESPONSES
Strongly agree	0.00% 0
Agree	0.00% 0
Disagree	0.00% 0
Strongly disagree	0.00% 0
Don't know	0.00% 0
TOTAL	0

Q4 As a result of being in the kindergarten program, my child's becoming ready to enter Grade 1.

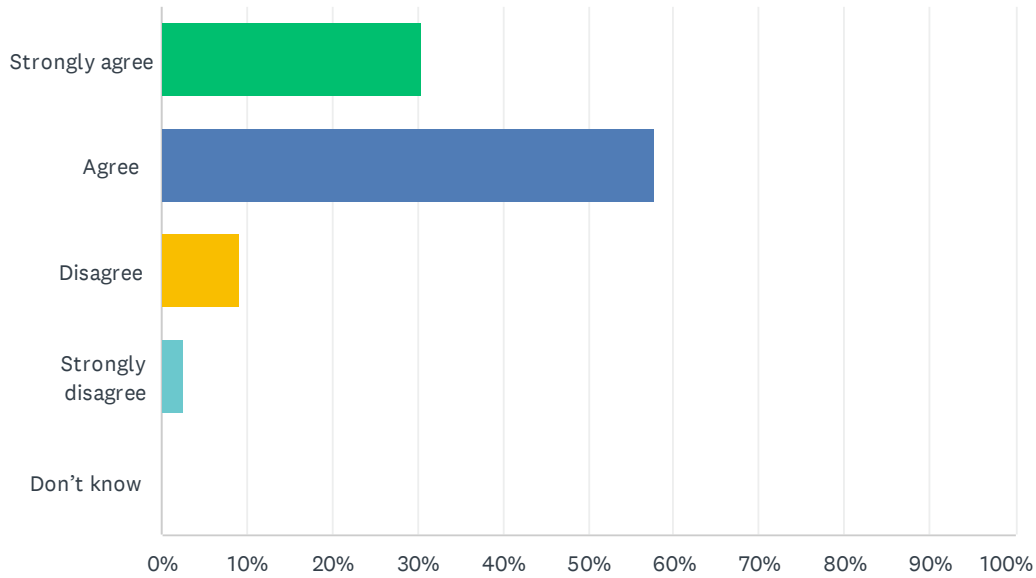
Answered: 16 Skipped: 148



ANSWER CHOICES	RESPONSES	
Strongly agree	31.25%	5
Agree	50.00%	8
Disagree	6.25%	1
Strongly disagree	0.00%	0
Don't know	12.50%	2
TOTAL		16

Q5 My child's individual needs are met.

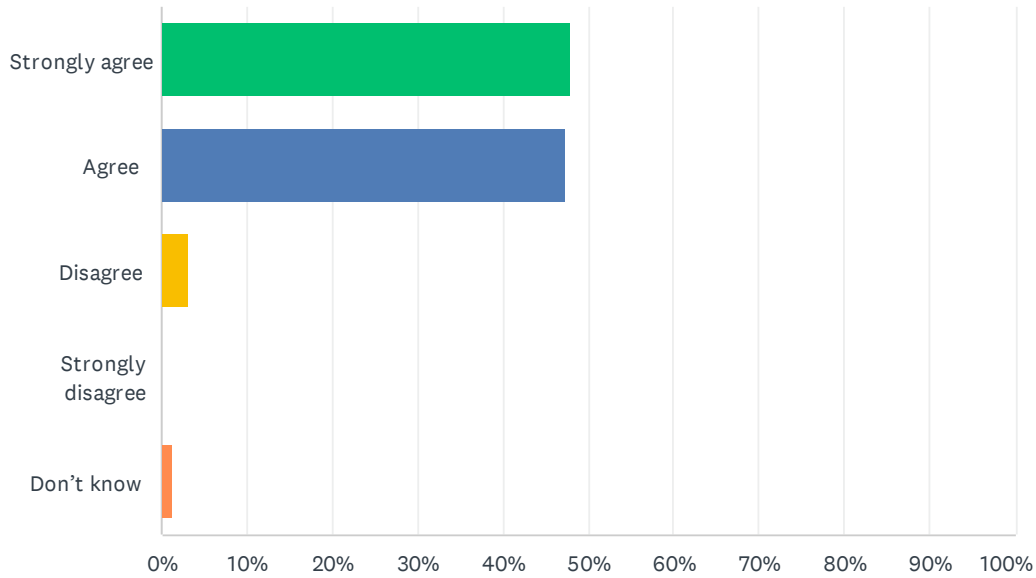
Answered: 154 Skipped: 10



ANSWER CHOICES	RESPONSES	
Strongly agree	30.52%	47
Agree	57.79%	89
Disagree	9.09%	14
Strongly disagree	2.60%	4
Don't know	0.00%	0
TOTAL		154

Q6 My child's encouraged to do their best.

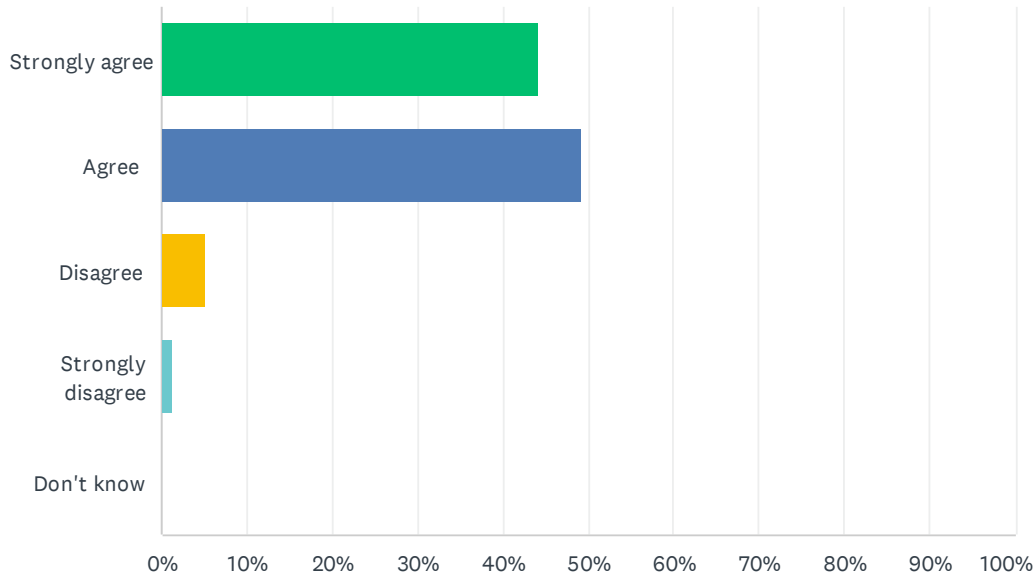
Answered: 154 Skipped: 10



ANSWER CHOICES	RESPONSES	
Strongly agree	48.05%	74
Agree	47.40%	73
Disagree	3.25%	5
Strongly disagree	0.00%	0
Don't know	1.30%	2
TOTAL		154

Q7 My child's demonstrating growth in literacy.

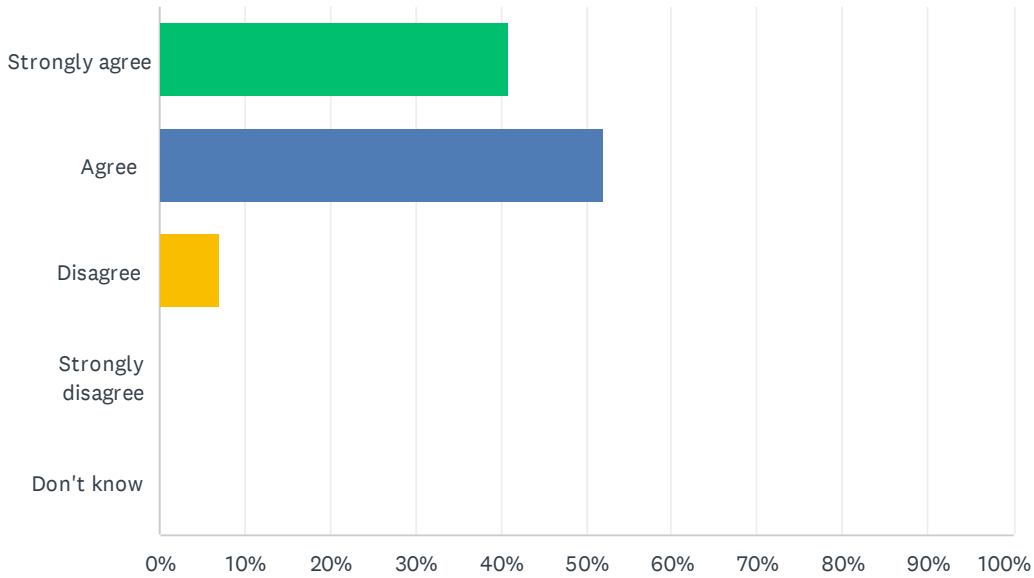
Answered: 154 Skipped: 10



ANSWER CHOICES	RESPONSES	
Strongly agree	44.16%	68
Agree	49.35%	76
Disagree	5.19%	8
Strongly disagree	1.30%	2
Don't know	0.00%	0
TOTAL		154

Q8 My child's demonstrating growth in numeracy.

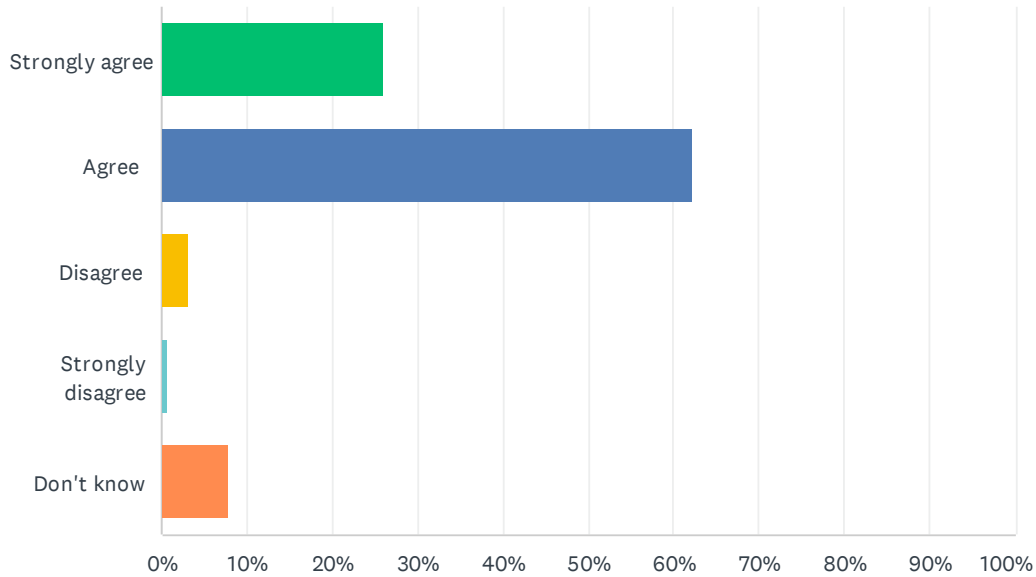
Answered: 154 Skipped: 10



ANSWER CHOICES	RESPONSES	
Strongly agree	40.91%	63
Agree	51.95%	80
Disagree	7.14%	11
Strongly disagree	0.00%	0
Don't know	0.00%	0
TOTAL		154

Q9 My child has an understanding of First Nations, Métis and Inuit culture and history.

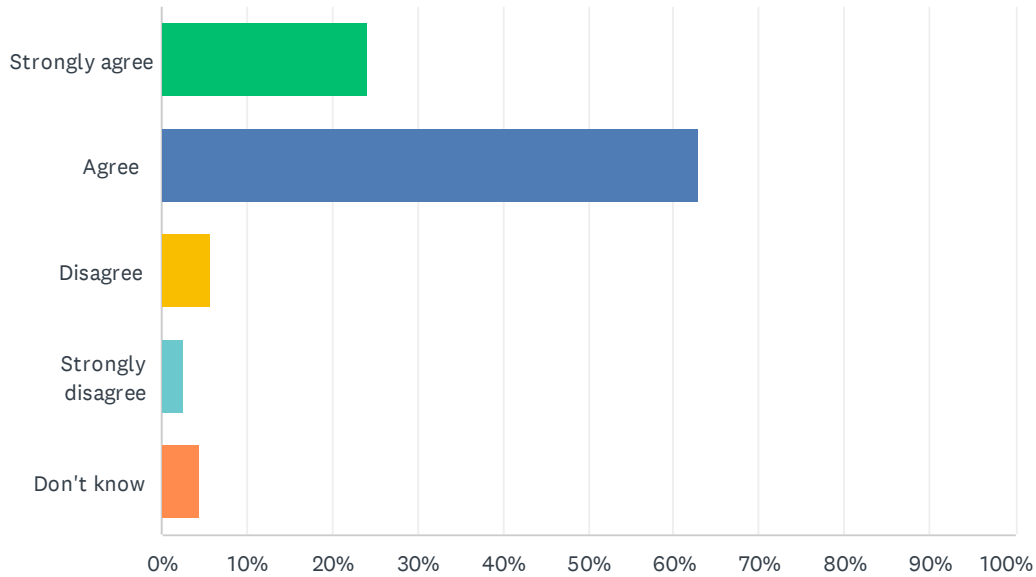
Answered: 154 Skipped: 10



ANSWER CHOICES	RESPONSES	
Strongly agree	25.97%	40
Agree	62.34%	96
Disagree	3.25%	5
Strongly disagree	0.65%	1
Don't know	7.79%	12
TOTAL		154

Q10 My child's learning the knowledge, skills and attitudes necessary to be successful in life.

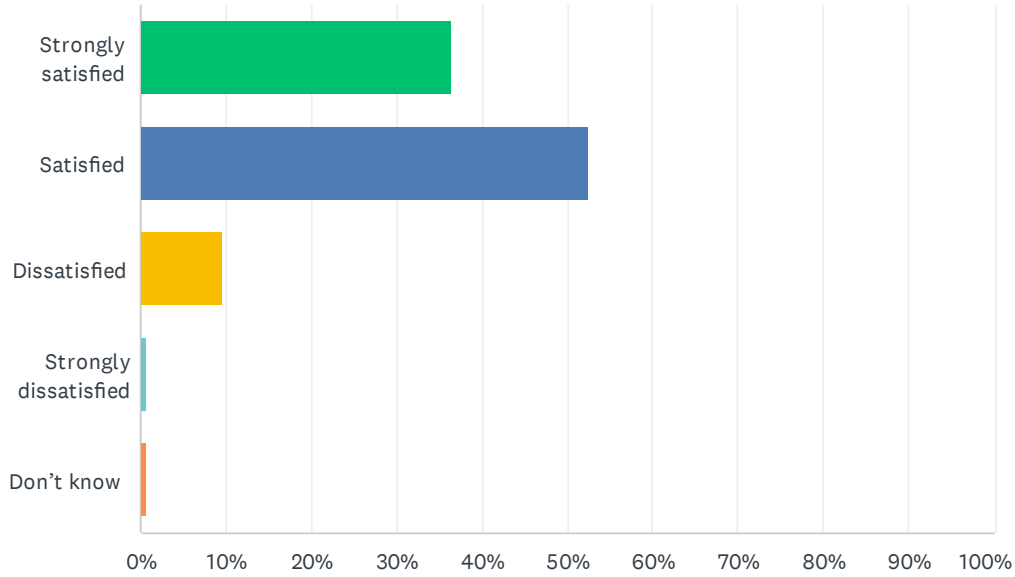
Answered: 154 Skipped: 10



ANSWER CHOICES	RESPONSES	
Strongly agree	24.03%	37
Agree	62.99%	97
Disagree	5.84%	9
Strongly disagree	2.60%	4
Don't know	4.55%	7
TOTAL		154

Q11 How satisfied are you with the quality of education your child's receiving at school?

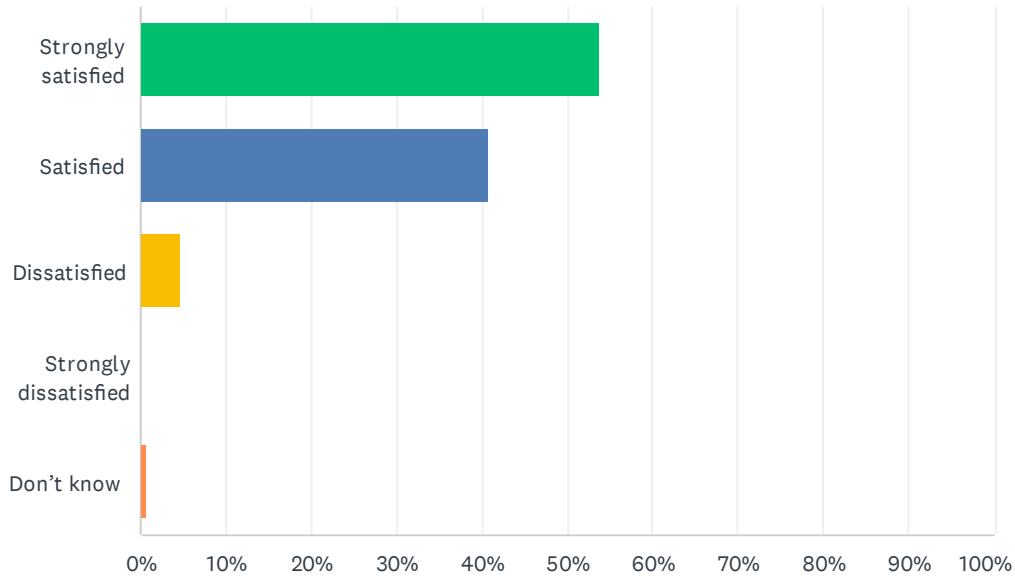
Answered: 145 Skipped: 19



ANSWER CHOICES	RESPONSES	
Strongly satisfied	36.55%	53
Satisfied	52.41%	76
Dissatisfied	9.66%	14
Strongly dissatisfied	0.69%	1
Don't know	0.69%	1
TOTAL		145

Q12 How satisfied are you with the quality of teaching at your child's school?

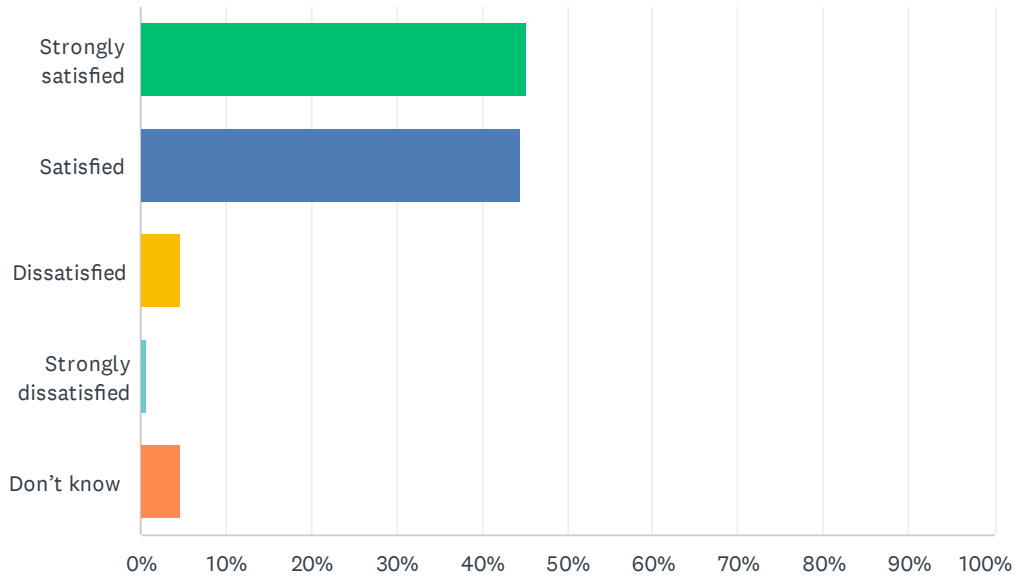
Answered: 147 Skipped: 17



ANSWER CHOICES	RESPONSES	
Strongly satisfied	53.74%	79
Satisfied	40.82%	60
Dissatisfied	4.76%	7
Strongly dissatisfied	0.00%	0
Don't know	0.68%	1
TOTAL		147

Q13 How satisfied are you with the leadership at your child's school?

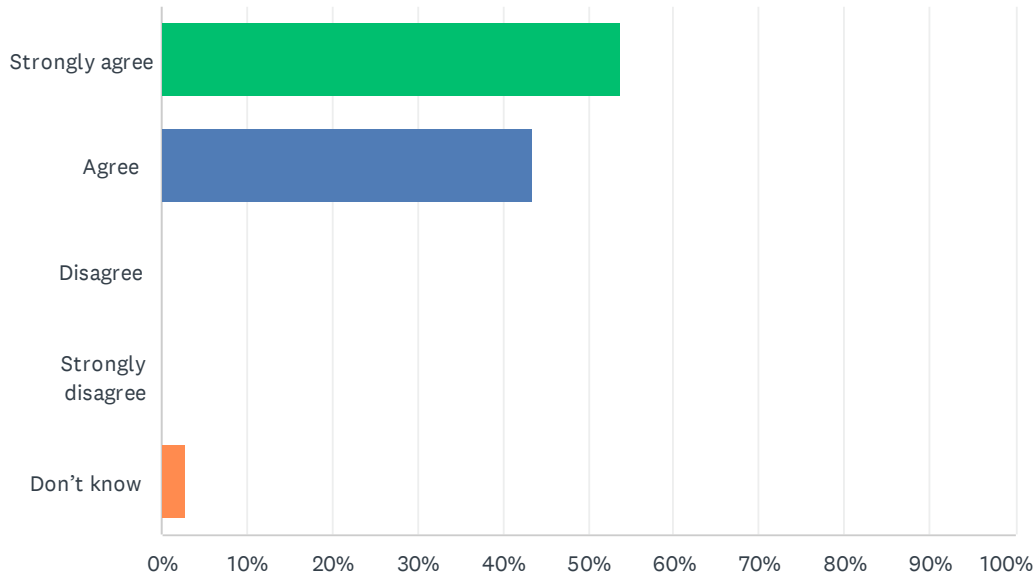
Answered: 146 Skipped: 18



ANSWER CHOICES	RESPONSES	
Strongly satisfied	45.21%	66
Satisfied	44.52%	65
Dissatisfied	4.79%	7
Strongly dissatisfied	0.68%	1
Don't know	4.79%	7
TOTAL		146

Q14 My child’s school encourages my child to be a responsible, respectful and engaged citizen.

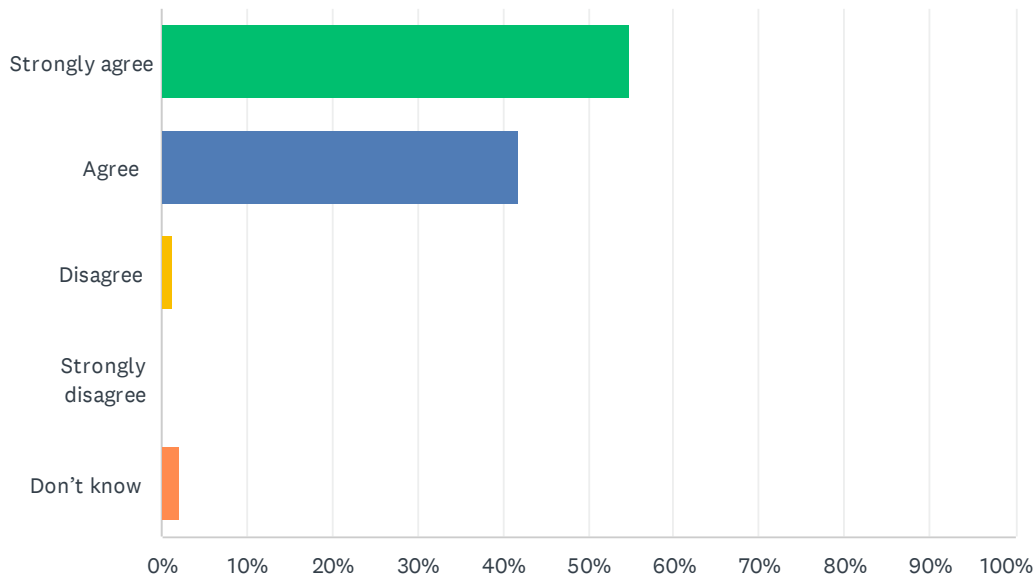
Answered: 147 Skipped: 17



ANSWER CHOICES	RESPONSES	
Strongly agree	53.74%	79
Agree	43.54%	64
Disagree	0.00%	0
Strongly disagree	0.00%	0
Don't know	2.72%	4
TOTAL		147

Q15 School staff care about my child.

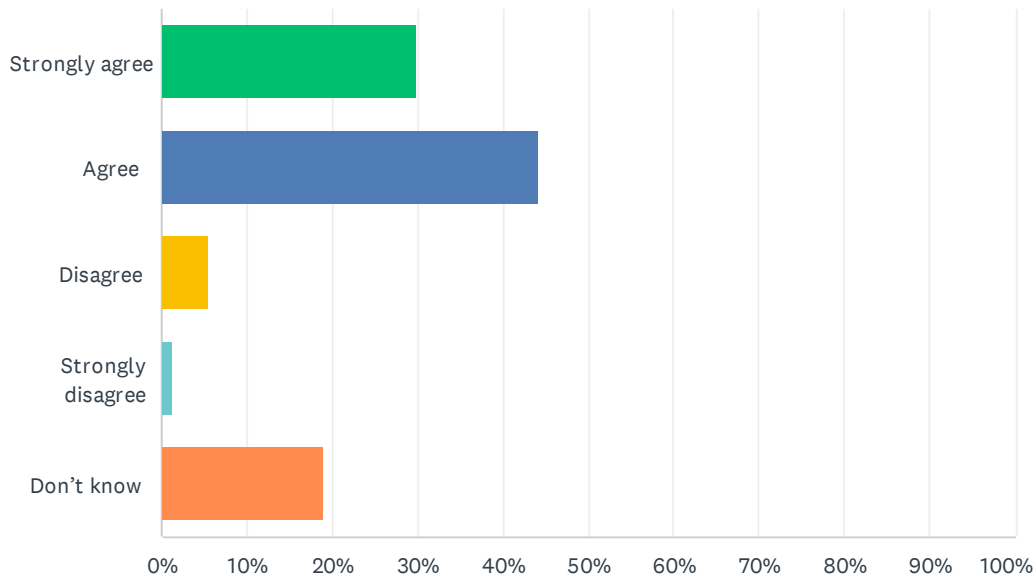
Answered: 146 Skipped: 18



ANSWER CHOICES	RESPONSES	
Strongly agree	54.79%	80
Agree	41.78%	61
Disagree	1.37%	2
Strongly disagree	0.00%	0
Don't know	2.05%	3
TOTAL		146

Q16 My child's school handles discipline fairly and reasonably.

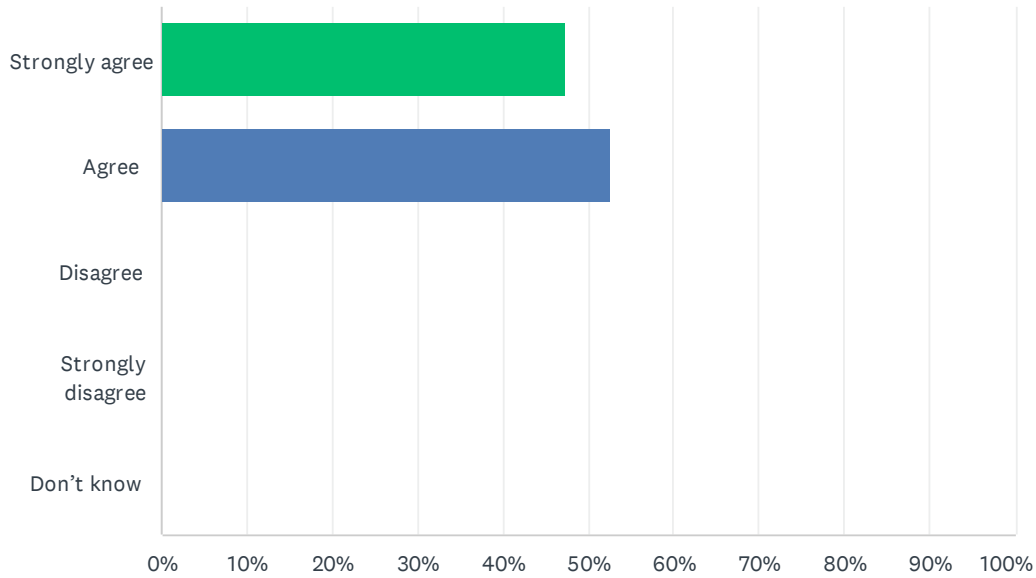
Answered: 147 Skipped: 17



ANSWER CHOICES	RESPONSES	
Strongly agree	29.93%	44
Agree	44.22%	65
Disagree	5.44%	8
Strongly disagree	1.36%	2
Don't know	19.05%	28
TOTAL		147

Q17 My child's school is safe.

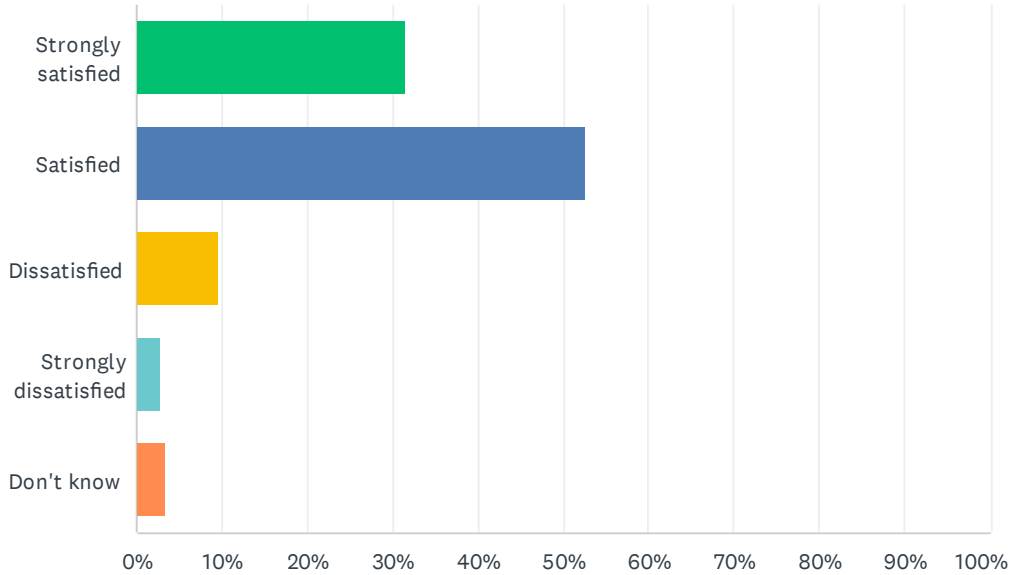
Answered: 146 Skipped: 18



ANSWER CHOICES	RESPONSES	
Strongly agree	47.26%	69
Agree	52.74%	77
Disagree	0.00%	0
Strongly disagree	0.00%	0
Don't know	0.00%	0
TOTAL		146

Q18 How satisfied are you with the resources available to support your child's learning?

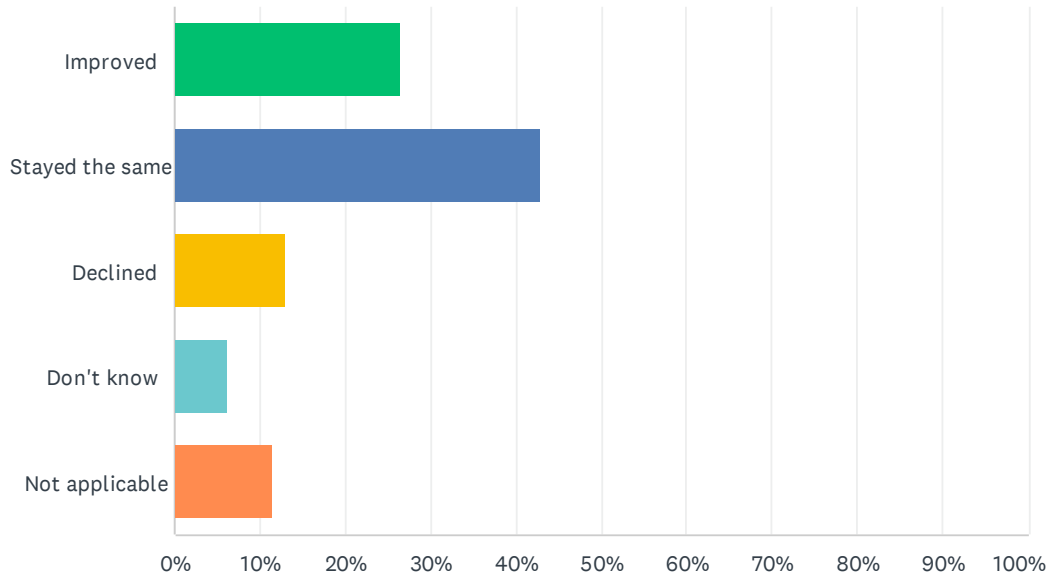
Answered: 146 Skipped: 18



ANSWER CHOICES	RESPONSES	
Strongly satisfied	31.51%	46
Satisfied	52.74%	77
Dissatisfied	9.59%	14
Strongly dissatisfied	2.74%	4
Don't know	3.42%	5
TOTAL		146

Q19 In your opinion, has the quality of education your child's experienced improved, stayed the same or declined in the past three years?

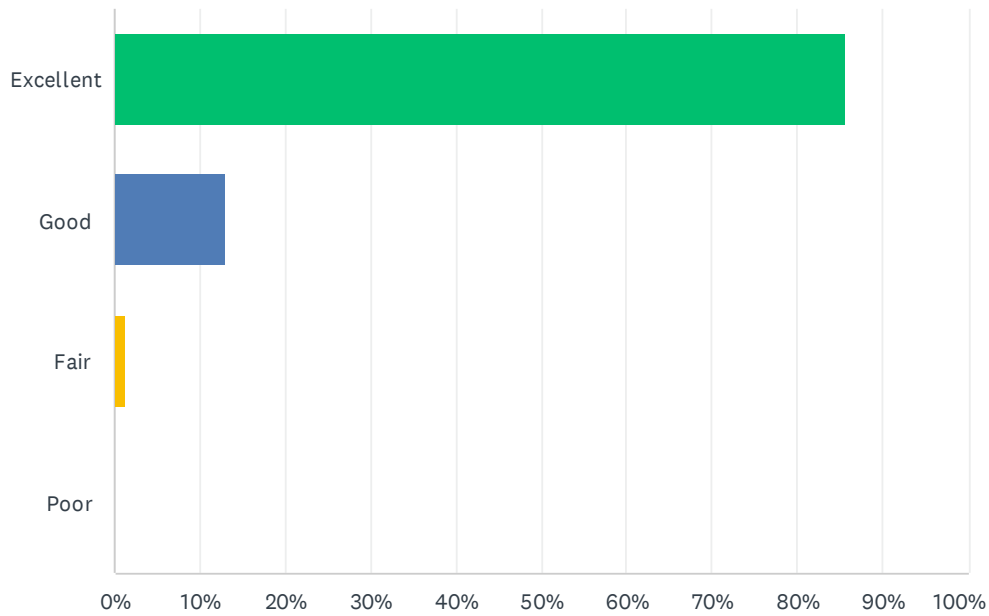
Answered: 147 Skipped: 17



ANSWER CHOICES	RESPONSES	
Improved	26.53%	39
Stayed the same	42.86%	63
Declined	12.93%	19
Don't know	6.12%	9
Not applicable	11.56%	17
TOTAL		147

Q20 How do you rate the physical condition of your child's school?

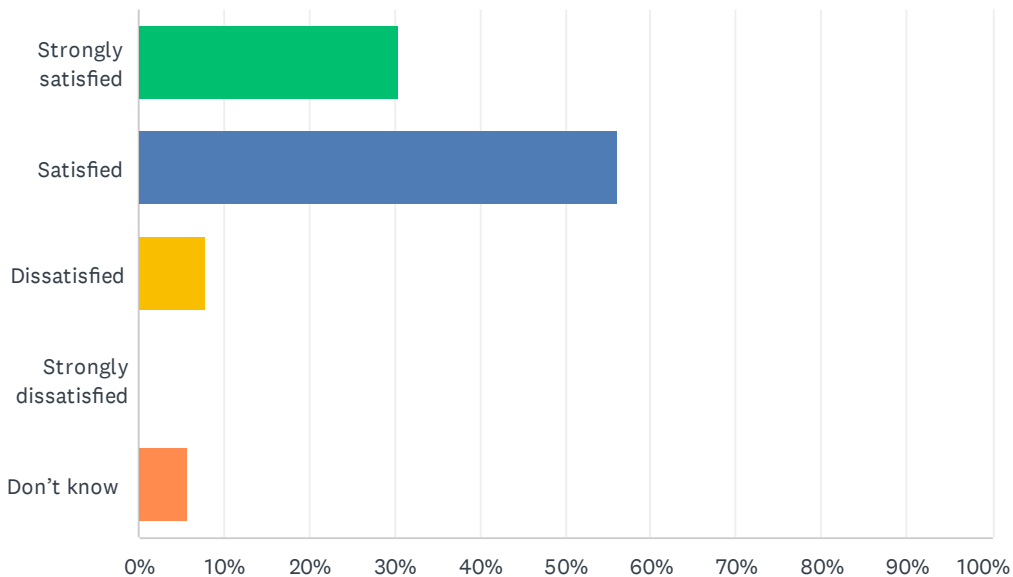
Answered: 147 Skipped: 17



ANSWER CHOICES	RESPONSES	
Excellent	85.71%	126
Good	12.93%	19
Fair	1.36%	2
Poor	0.00%	0
TOTAL		147

Q21 How satisfied are you with the opportunities provided to be involved in your child's education? Refer to the EIPS Parent Engagement overview for examples of involvement and engagement opportunities that help support student success.

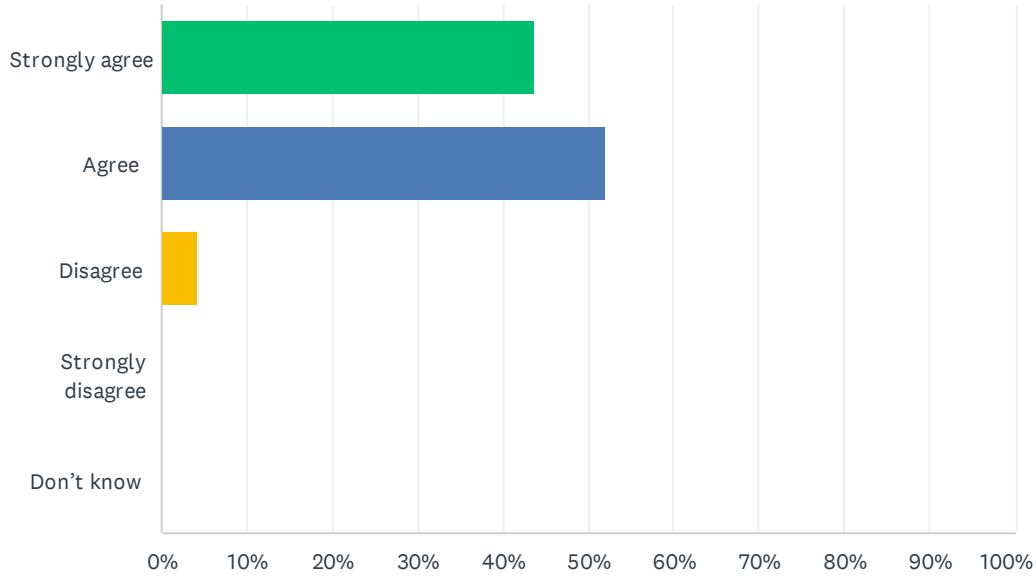
Answered: 141 Skipped: 23



ANSWER CHOICES	RESPONSES	
Strongly satisfied	30.50%	43
Satisfied	56.03%	79
Dissatisfied	7.80%	11
Strongly dissatisfied	0.00%	0
Don't know	5.67%	8
TOTAL		141

Q22 The school keeps me informed about my child's progress and achievement.

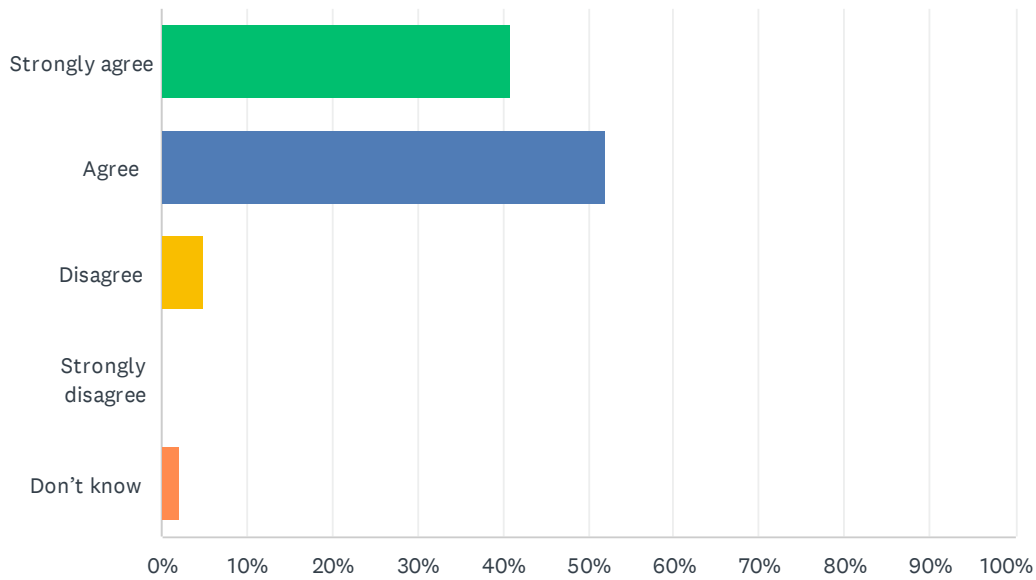
Answered: 142 Skipped: 22



ANSWER CHOICES	RESPONSES	
Strongly agree	43.66%	62
Agree	52.11%	74
Disagree	4.23%	6
Strongly disagree	0.00%	0
Don't know	0.00%	0
TOTAL		142

Q23 There is open and honest communication within my child's school.

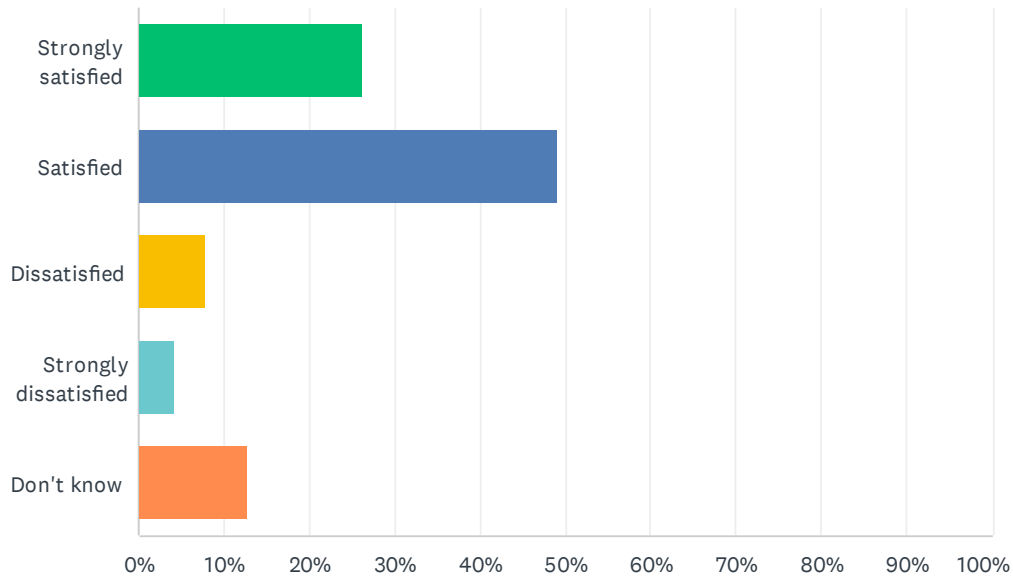
Answered: 142 Skipped: 22



ANSWER CHOICES	RESPONSES	
Strongly agree	40.85%	58
Agree	52.11%	74
Disagree	4.93%	7
Strongly disagree	0.00%	0
Don't know	2.11%	3
TOTAL		142

Q24 How satisfied are you with the Division’s commitment to engaging stakeholders—including parents and caregivers—about matters that affect decision-making and public education?

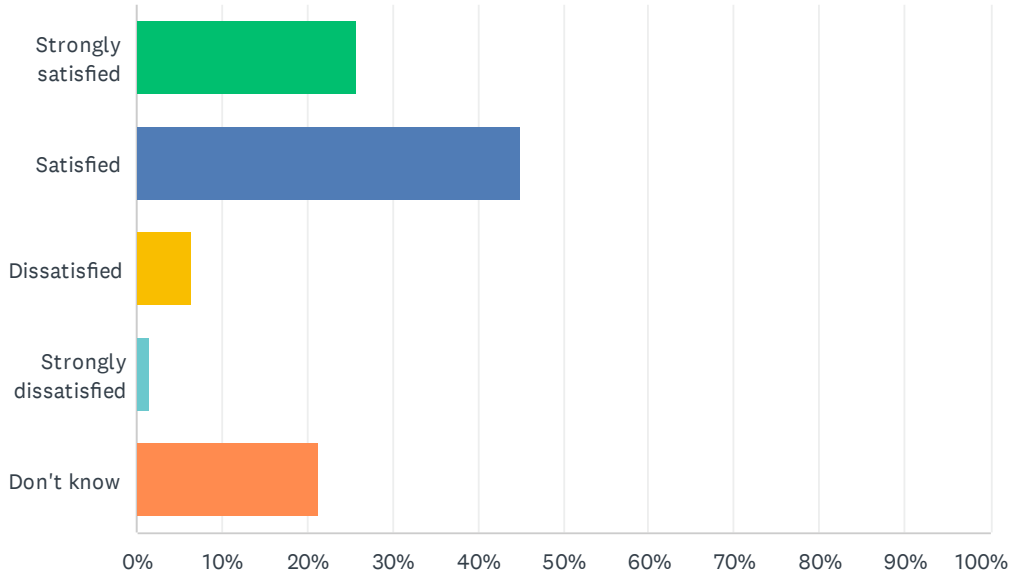
Answered: 141 Skipped: 23



ANSWER CHOICES	RESPONSES	
Strongly satisfied	26.24%	37
Satisfied	48.94%	69
Dissatisfied	7.80%	11
Strongly dissatisfied	4.26%	6
Don't know	12.77%	18
TOTAL		141

Q25 How satisfied are you with the Division’s commitment to advocating for public education?

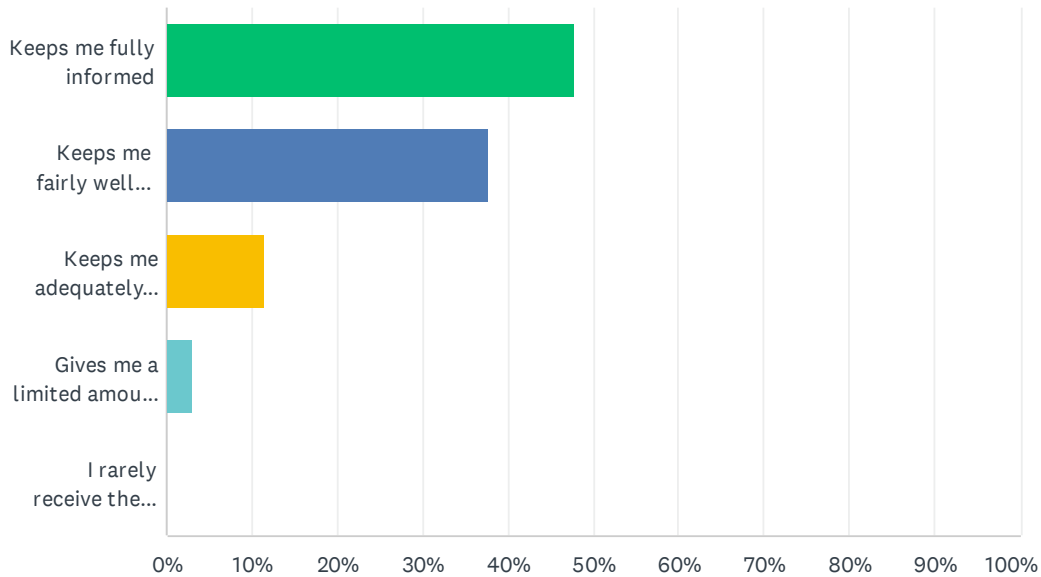
Answered: 140 Skipped: 24



ANSWER CHOICES	RESPONSES	
Strongly satisfied	25.71%	36
Satisfied	45.00%	63
Dissatisfied	6.43%	9
Strongly dissatisfied	1.43%	2
Don't know	21.43%	30
TOTAL		140

Q26 Elk Island Public Schools appreciates the opportunity to stay connected with parents about news, activities, programs and other matters of importance. What is your impression of the communication you receive from your child's school?

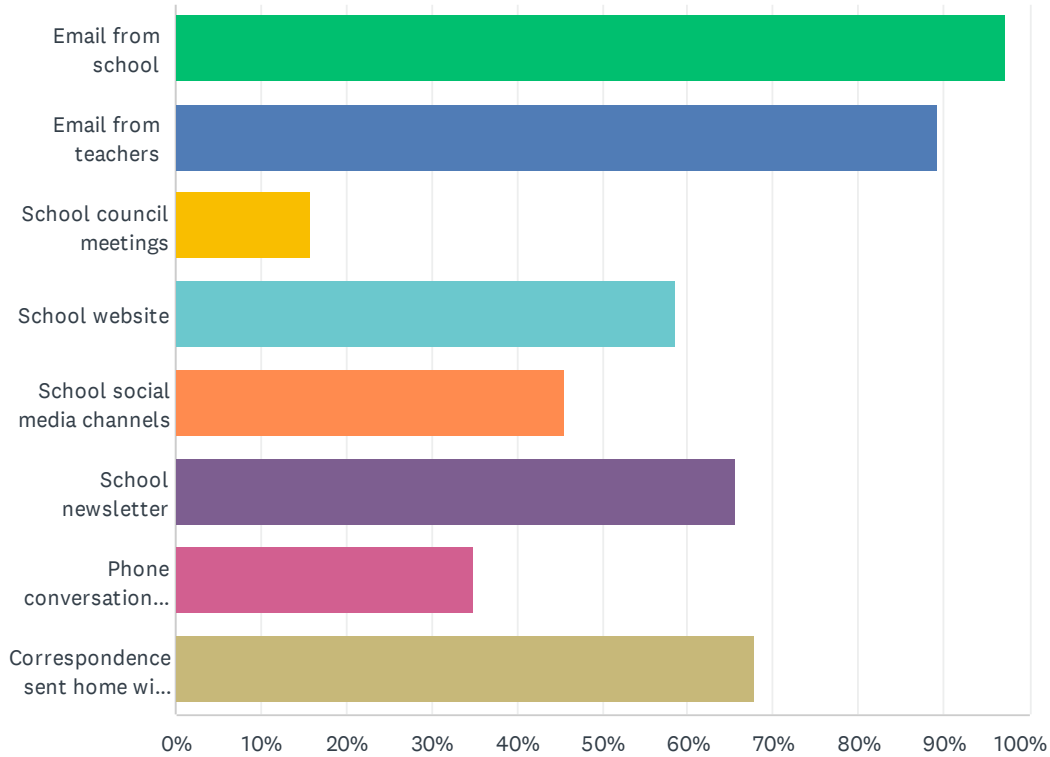
Answered: 138 Skipped: 26



ANSWER CHOICES	RESPONSES	
Keeps me fully informed	47.83%	66
Keeps me fairly well informed	37.68%	52
Keeps me adequately informed	11.59%	16
Gives me a limited amount of information	2.90%	4
I rarely receive the information I need	0.00%	0
TOTAL		138

Q27 Do you regularly make use of the following to keep up to date on school activities, programs, etc.? Check all that apply.

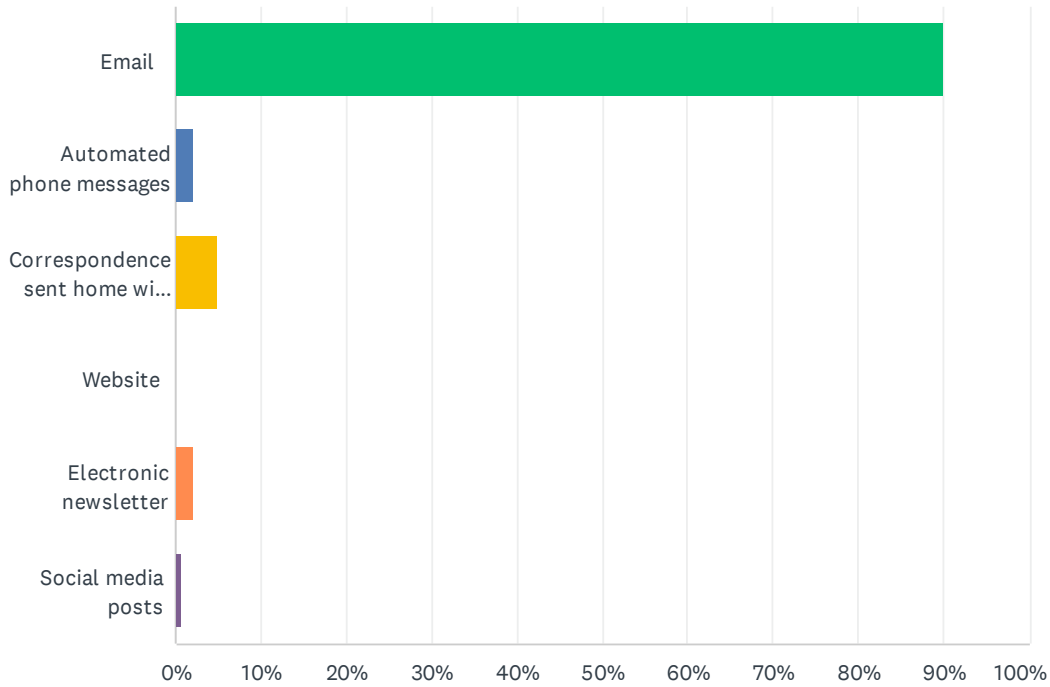
Answered: 140 Skipped: 24



ANSWER CHOICES	RESPONSES	
Email from school	97.14%	136
Email from teachers	89.29%	125
School council meetings	15.71%	22
School website	58.57%	82
School social media channels	45.71%	64
School newsletter	65.71%	92
Phone conversations with the school or teachers	35.00%	49
Correspondence sent home with my child	67.86%	95
Total Respondents: 140		

Q28 What is your most preferred method of communication from the school and Division?

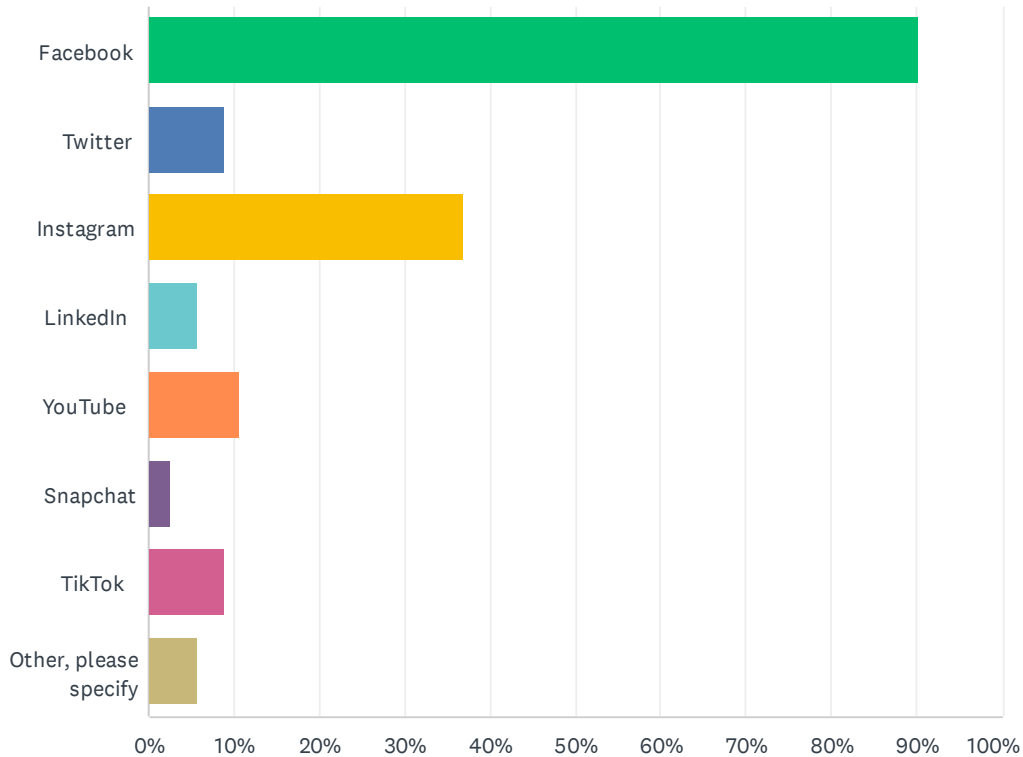
Answered: 140 Skipped: 24



ANSWER CHOICES	RESPONSES	
Email	90.00%	126
Automated phone messages	2.14%	3
Correspondence sent home with my child	5.00%	7
Website	0.00%	0
Electronic newsletter	2.14%	3
Social media posts	0.71%	1
TOTAL		140

Q29 The Division and schools often share news and information on social media. Which of the following platforms do you use? Check all that apply.

Answered: 122 Skipped: 42



ANSWER CHOICES	RESPONSES
Facebook	90.16% 110
Twitter	9.02% 11
Instagram	36.89% 45
LinkedIn	5.74% 7
YouTube	10.66% 13
Snapchat	2.46% 3
TikTok	9.02% 11
Other, please specify	5.74% 7
Total Respondents: 122	

#	OTHER, PLEASE SPECIFY	DATE
1	Parent portal	3/23/2023 8:47 AM
2	No social media use. Just email, and website.	3/22/2023 6:08 PM
3	N/A	3/17/2023 4:11 PM

2022-23 EIPS Annual Feedback Survey: Parents and Caregivers

4	none	3/17/2023 10:03 AM
5	Do not use social media	3/17/2023 8:21 AM
6	Sometimes Facebook but not regularly	3/13/2023 6:10 PM
7	None	3/1/2023 4:31 PM